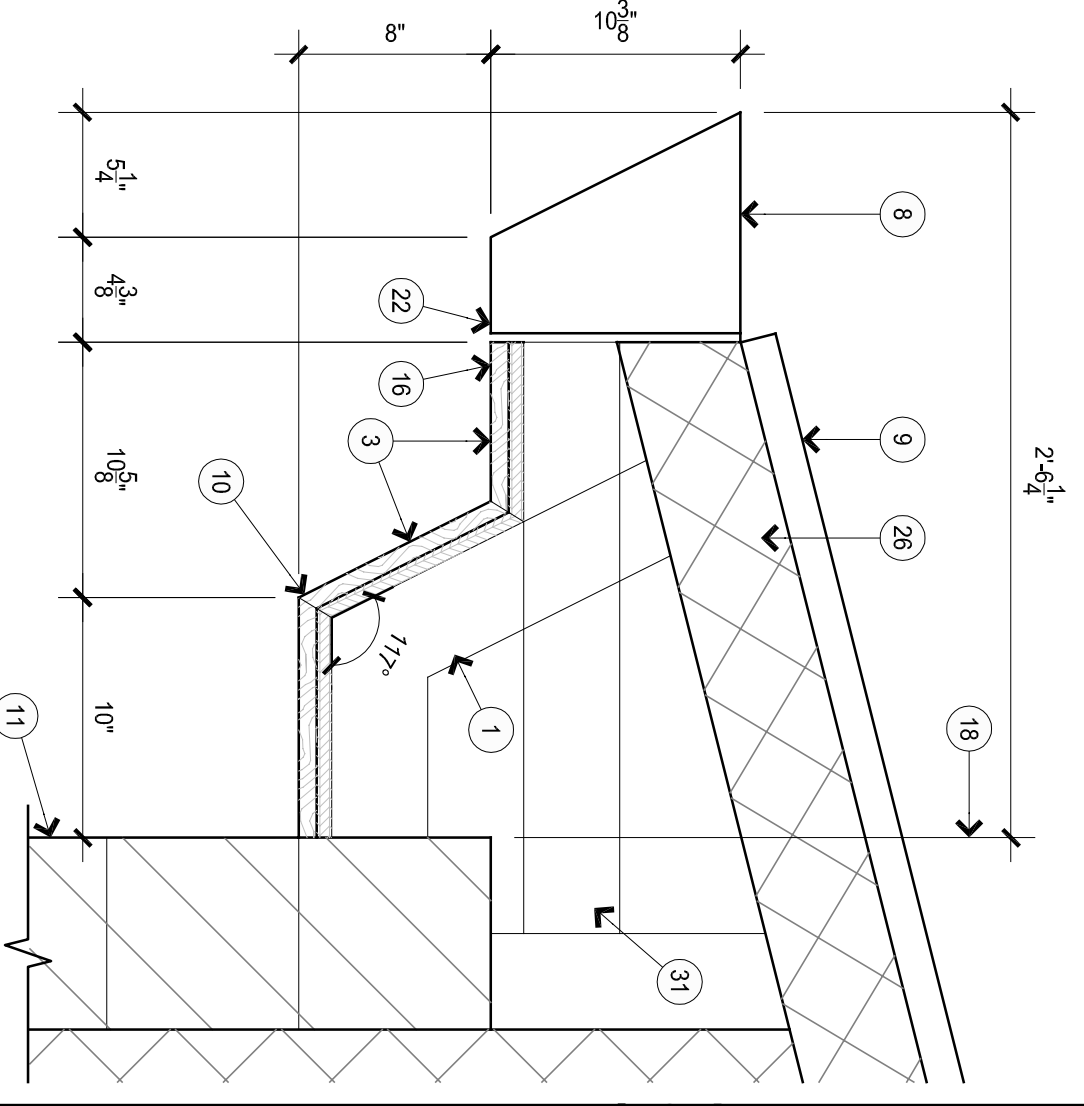


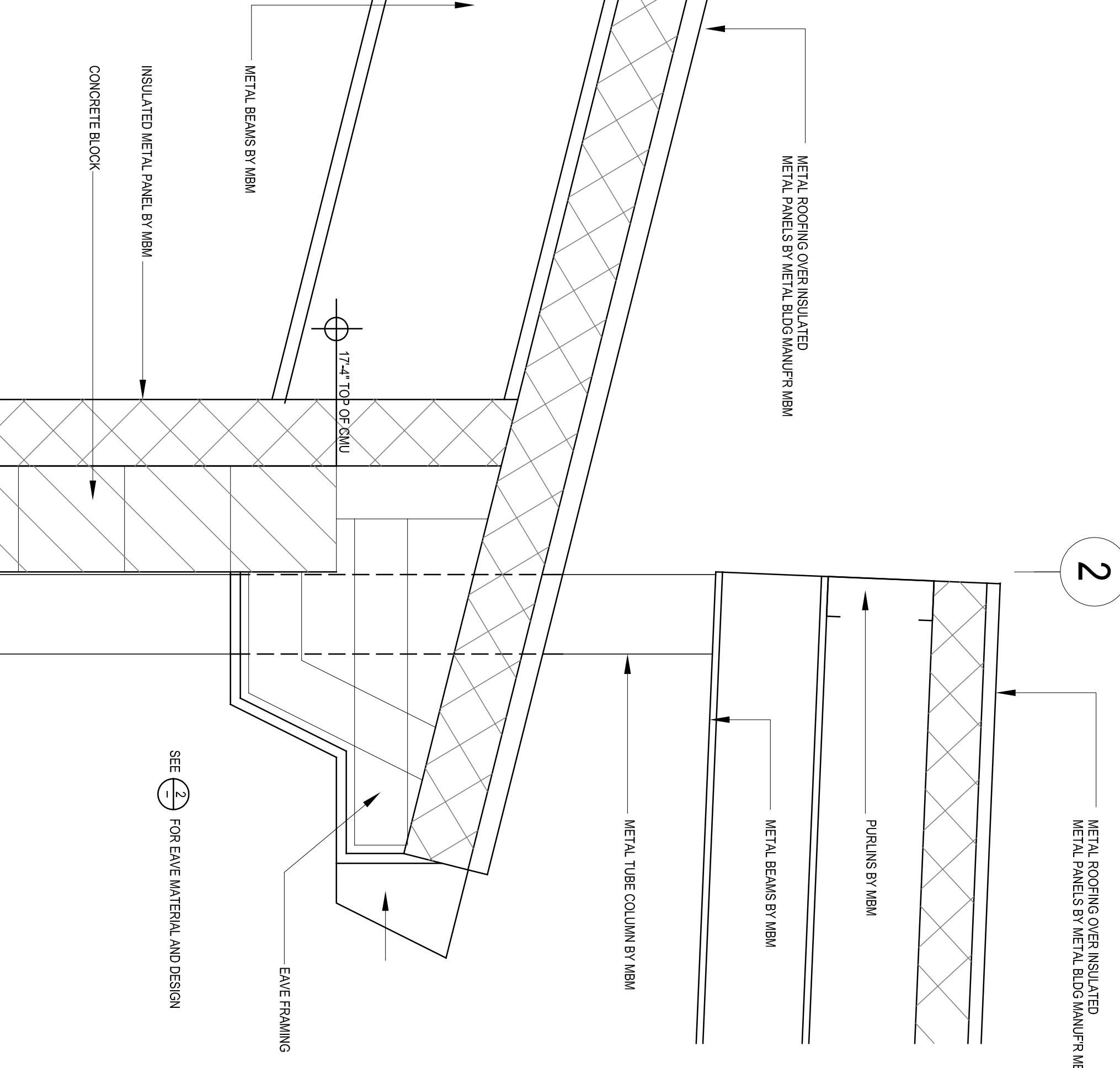
1 CANOPY OVERHANG AT LINE 6

1/5"=1'-0"



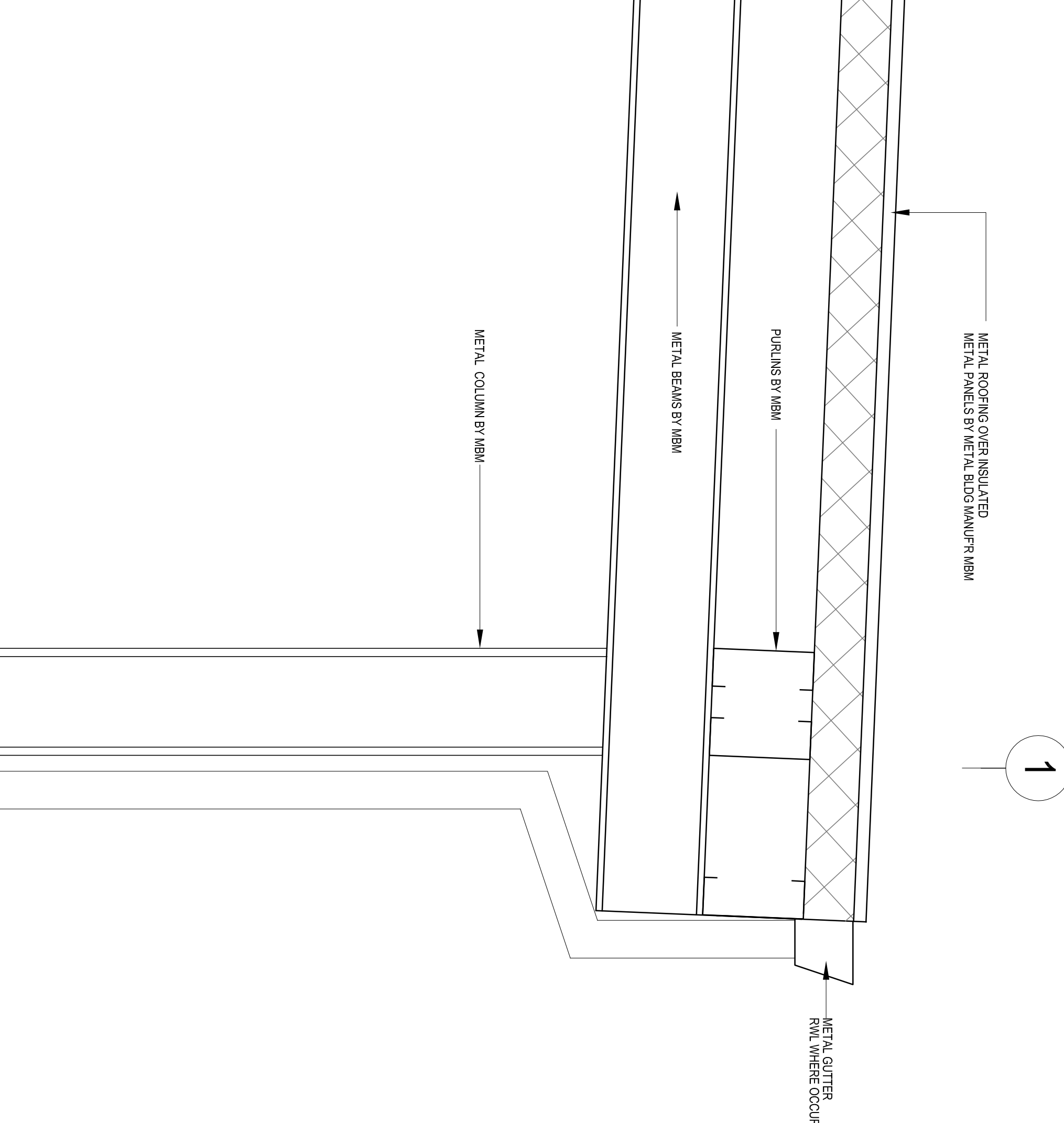
2 TYPICAL ROOF OVERHANG

1/5"=1'-0"



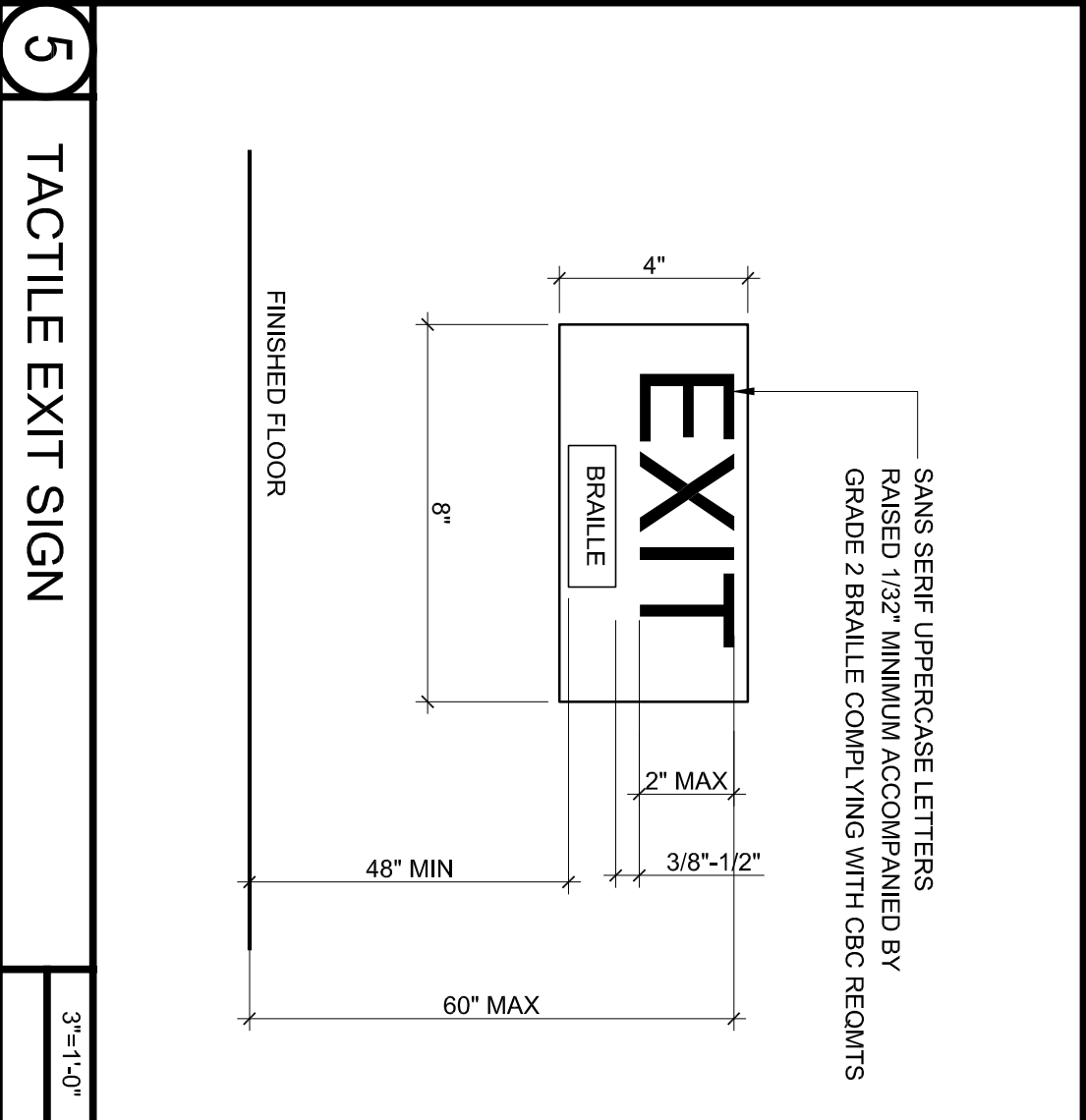
3 CANOPY JUNCTION AT WALL LINE 2

1/5"=1'-0"



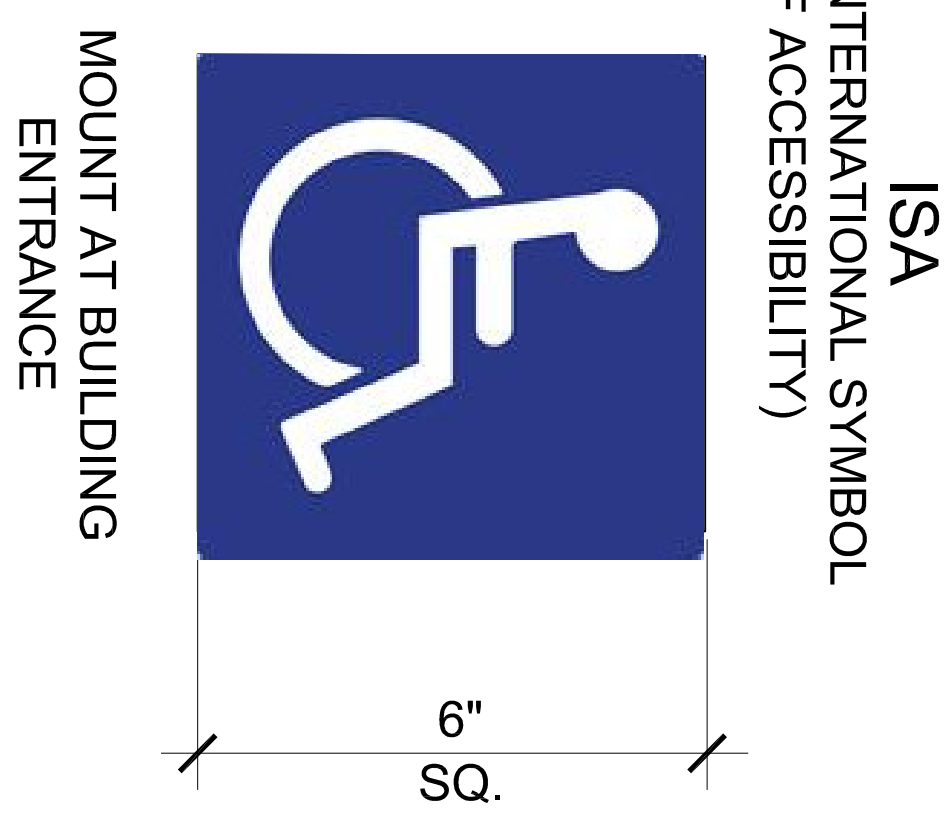
4 CANOPY OVERHANG AT LINE 1

1/5"=1'-0"



5 TACTILE EXIT SIGN

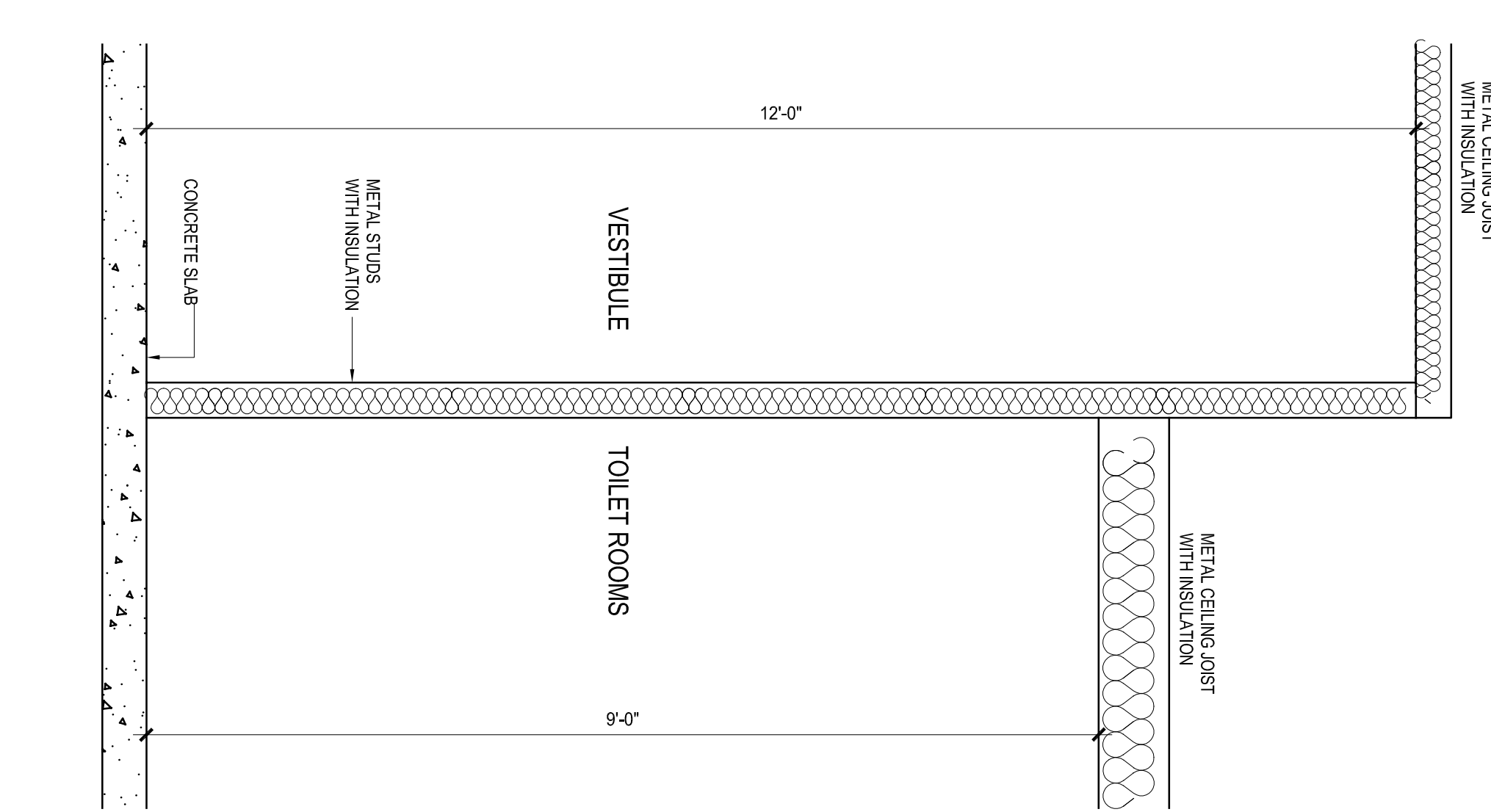
3/4"=1'-0"



MOUNT AT BUILDING ENTRANCE


KEY NOTES:

- 1. APPLICABLE TO THIS SHEET ONLY
- 2. 2x4 FRAMING TYPICAL TYPICAL
- 3. 2x4 BRACKING AS REQUIRED TO SUPPORT FLASH SHAPE TYPICAL
- 4. STONE VENER GUTTER FASTENERS, TYPICAL
- 5. FASTENER AND SPACERS TYPICAL
- 6. FASTENER AND SPACERS TYPICAL
- 7. FASTENER AND SPACERS TYPICAL
- 8. FASTENER AND SPACERS TYPICAL
- 9. FASTENER AND SPACERS TYPICAL
- 10. FASTENER AND SPACERS TYPICAL
- 11. FASTENER AND SPACERS TYPICAL
- 12. FASTENER AND SPACERS TYPICAL
- 13. FASTENER AND SPACERS TYPICAL
- 14. FASTENER AND SPACERS TYPICAL
- 15. FASTENER AND SPACERS TYPICAL
- 16. FASTENER AND SPACERS TYPICAL
- 17. FASTENER AND SPACERS TYPICAL
- 18. FASTENER AND SPACERS TYPICAL
- 19. FASTENER AND SPACERS TYPICAL
- 20. FASTENER AND SPACERS TYPICAL
- 21. FASTENER AND SPACERS TYPICAL
- 22. FASTENER AND SPACERS TYPICAL
- 23. FASTENER AND SPACERS TYPICAL
- 24. FASTENER AND SPACERS TYPICAL
- 25. FASTENER AND SPACERS TYPICAL
- 26. FASTENER AND SPACERS TYPICAL
- 27. FASTENER AND SPACERS TYPICAL
- 28. FASTENER AND SPACERS TYPICAL
- 29. FASTENER AND SPACERS TYPICAL
- 30. FASTENER AND SPACERS TYPICAL
- 31. FASTENER AND SPACERS TYPICAL
- 32. FASTENER AND SPACERS TYPICAL
- 33. FASTENER AND SPACERS TYPICAL
- 34. FASTENER AND SPACERS TYPICAL
- 35. FASTENER AND SPACERS TYPICAL



5 WALL SECTION

3/4"=1'-0"



3663 NORTH LAUGHLIN ROAD, SUITE 207
 SANTA ROSA, CALIFORNIA 95403
 PHONE: (707) 526-9645



Kunde Barrel Storage
 9825 SONOMA HIGHWAY
 KENWOOD, CA

SHEET NUMBER	A7.0								
REVISIONS	<table border="1"> <tr> <th>REV</th> <th>DATE</th> <th>BLDG DEPT SUBMITTAL</th> <th>DESCRIPTION</th> </tr> <tr> <td> </td> <td> </td> <td> </td> <td> </td> </tr> </table>	REV	DATE	BLDG DEPT SUBMITTAL	DESCRIPTION				
REV	DATE	BLDG DEPT SUBMITTAL	DESCRIPTION						
PROJECT NO:	1518								
CAD DWG FILE:	x24x36 TB.dwg								
DRAWN BY:	CRS								
SCALE:	AS NOTED								
SHEET TITLE	DETAILS								
Copyright 2019	Del Starrett Architect								