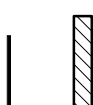
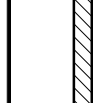
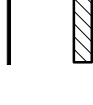
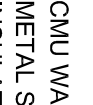


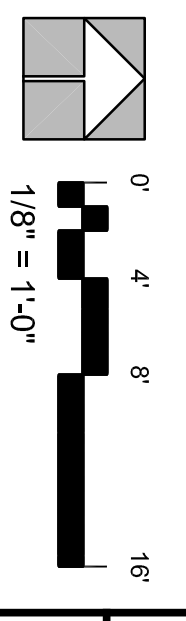


○ KEY NOTES:


- APPLICABLE TO THIS SHEET ONLY
1. STRUCTURAL COLUMN, TYPICAL, S.S.D.
 2. STRUCTURAL MEMBER OVERHEAD, S.S.D.
 3. CANOPY DRIPLINE ABOVE
 4. OVERHEAD DOOR, SEE SCHEDULE
 5. PENHOUSE DOOR, SEE SCHEDULE
 6. PENHOUSE LINE ABOVE
 7. EXPOSED METAL INSULATED PANELS, UNDERSIDE OF ROOF, TYPICAL
 8. GYP. BOARD CEILING AT 8'-0" A.F.F.
 9. EXPOSED 3/4" TONGUE AND GROOVE WOOD CEILING BOARDS
 10. GUTTER
 11. METAL PANEL WALL TO UNDERSIDE OF ROOF, TYPICAL
 12. PENHOUSE METAL INSULATED PANELS, TYPICAL
 13. OPEN TO PENHOUSE

LEGEND

	CMU WALL
	METAL STUD WALL/INSULATED PANEL WALL
	INSULATED PANEL WALL
	LINEAR STRIP LIGHT, S.E.D.
	REFLECTED CAN LIGHT, S.E.D.
	WALL SOUNGE, S.E.D.



REFLECTED CEILING PLAN



3663 NORTH LAUGHLIN ROAD, SUITE 207
 SANTA ROSA, CALIFORNIA 95403
 PHONE: (707) 526-9645



Kunde Barrel Storage
 9825 SONOMA HIGHWAY
 KENWOOD, CA

REV	DATE	BLDG DEPT SUBMITTAL	DESCRIPTION
12/23/19		1	

PROJECT NO: 15118
 CAD DWG FILE: x24x36.tb.dwg
 DRAWN BY: CRS
 SCALE: 1/8"=1'-0"

© Copyright 2019
 Del Starrett Architect

SHEET TITLE
REFLECTED CEILING PLAN

SHEET NUMBER

A2.1